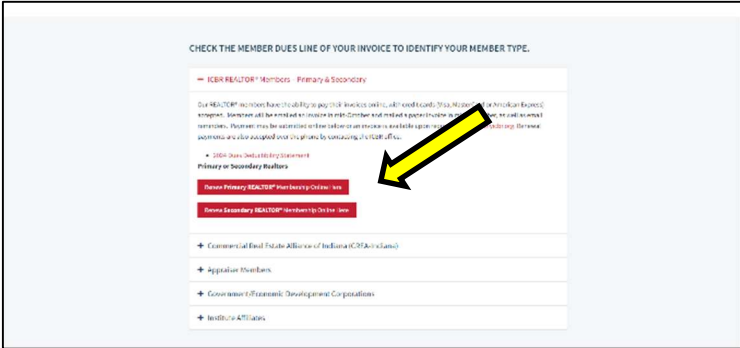
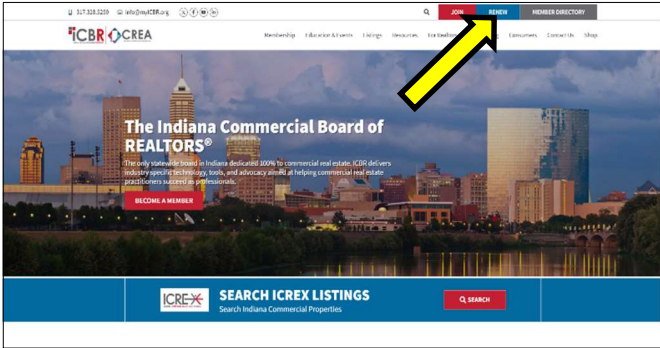


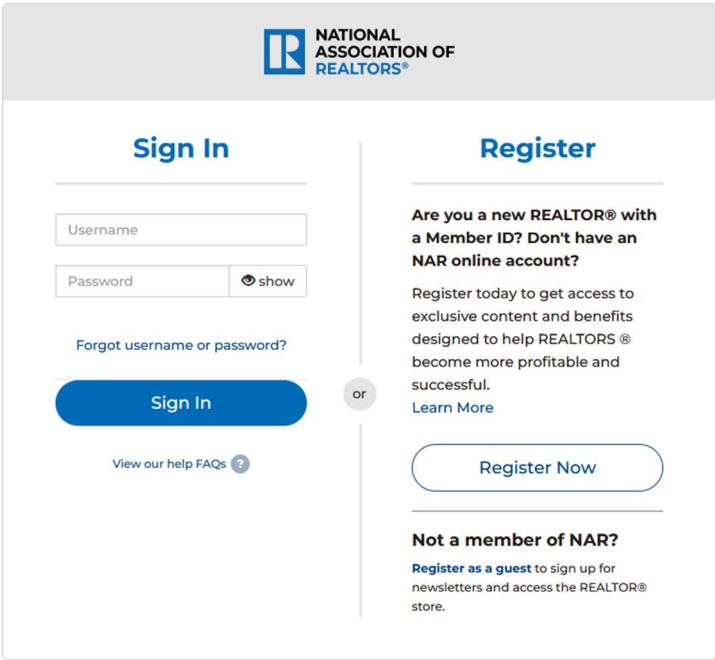
# How to Submit Annual Membership Renewal Payment Online - REALTOR® Members Only

NOTE: We advise you use the Google Chrome or Firefox browsers as others are incompatible with NAR's system.

**Step #1** – Visit [www.myICBR.org](http://www.myICBR.org), and click the blue “Renew” button on the top right corner of the home page. From the Renewals page, click “Renew REALTOR® Membership Online Here” button.



**Step #2** – Enter your realtor.org username and password. If you do not know your username, you can use your [NRDS#](#) or email address to retrieve. If you have never paid your REALTOR® dues online, you may need to create an account. Otherwise, you will have to contact NAR support at 1-800-874-6500 to assist. (ICBR doesn't have access to see/reset)




© Copyright. All Rights Reserved. National Association of REALTORS®. | [Privacy Policy](#) | [Terms of Use](#)

MEMBER SUPPORT Monday - Friday, 8 a.m. - 5 p.m. CT

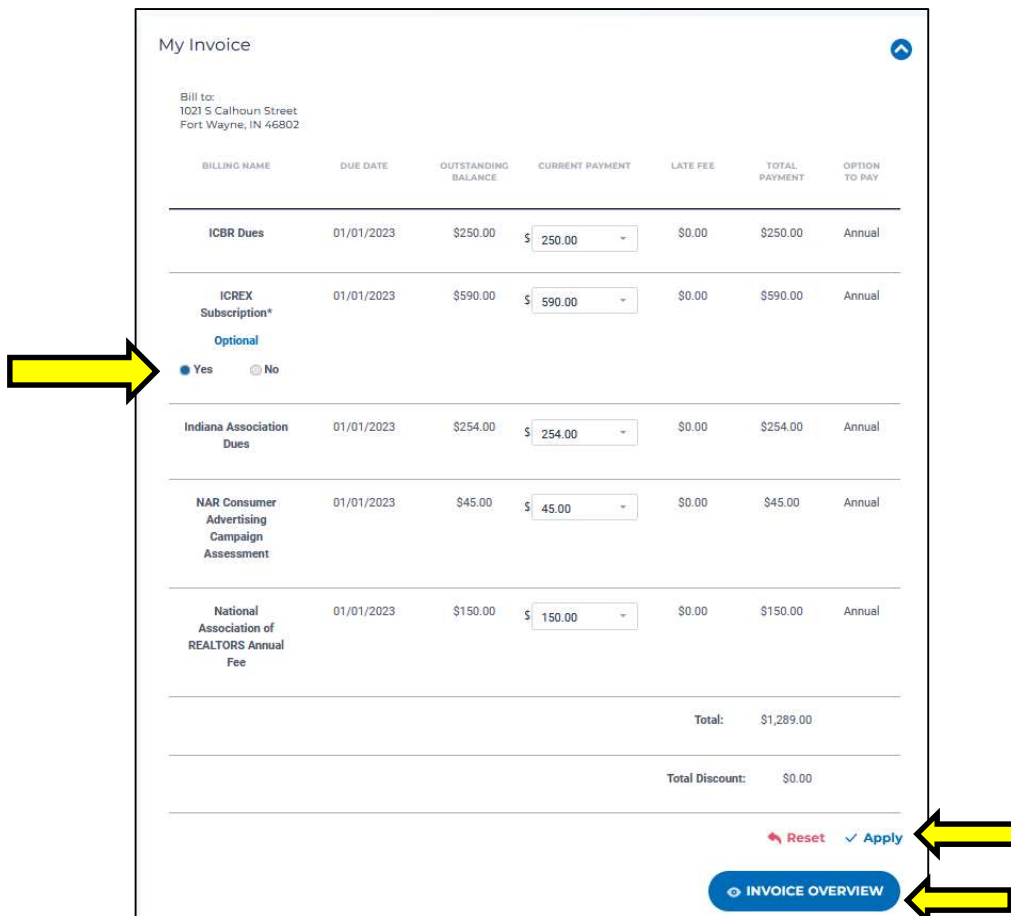
1-800-874-6500 Message Member Support

## How to Submit Annual Membership Renewal Payment Online - REALTOR® Members Only

**Step #3** – If you access the login via ICBR’s website, you should go right to the invoicing option. If you do not--after logging in to your account, you can click ‘Pay Dues’ at the top of your screen. Then click the “Invoicing” link for ICBR. Follow any screen prompts to complete your transaction.

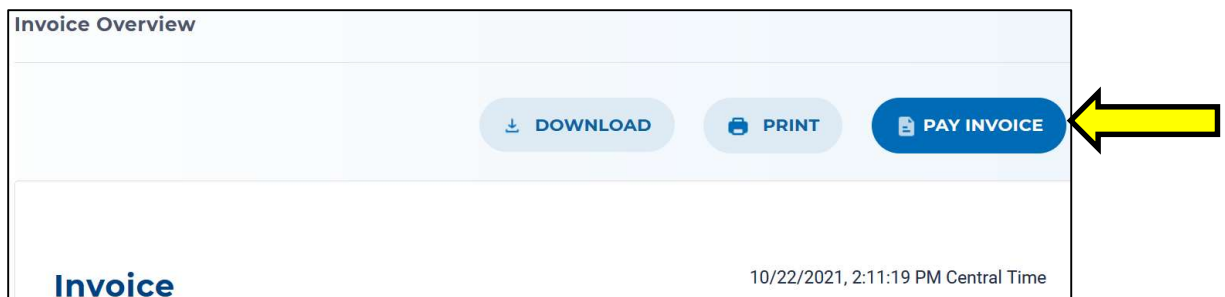


**Step #4** – Primary REALTOR® dues invoices include \$765 in dues renewal fees to NAR, IAR and ICBR, or \$285 ICBR dues for secondary members. In addition, you can pay your ICRES subscription (leave ‘Pay Now’ toggled on or if you do not want ICRES select ‘Pay later’) and click ‘Apply’ to update the invoice if you made a change. Click ‘Invoice Overview’ to proceed.

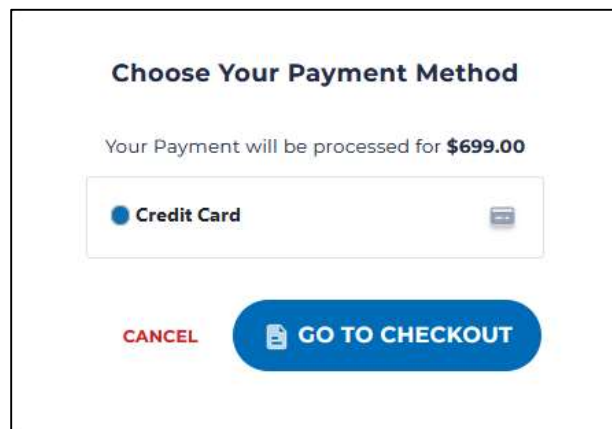


## How to Submit Annual Membership Renewal Payment Online - REALTOR® Members Only

**Step #5** – To proceed to payment, click **“Pay Invoice”**. You may also download or print a copy of your invoice.



Upon selecting 'Pay Invoice', you will confirm you will be paying by credit card (MasterCard, Visa or AmEx). Click **“Go To Checkout”**.



Once you select your method of payment, follow the on-screen prompts to submit your payment.